

Round Brackets



Types of Brackets

There are **two** main kinds of brackets, both of which come in pairs – round brackets () and square brackets []. We are going to focus on round brackets.

CAUTION!

A round bracket is also known as a parenthesis.
Parenthesis can also mean a word, phrase or clause inserted into a sentence which is grammatically complete without it.

To help us to be clear, we will call () round brackets and call the additional word or phrase a 'parenthesis'.

Round Brackets



Parentheses are words, phrases or clauses inserted into sentences which are grammatically complete without them.

The information, which can be removed and the sentence still make sense, goes inside the brackets.

Example: Andrew (our best goalkeeper) saved the goal.



Quiet Parenthesis



Let's focus on those quiet parentheses. You use them to surround something that seems a bit out of place in the sentence—an aside, an extra detail, or an intrusion. You can add the information into the brackets to change the impact of the sentence.

Sentence without brackets – That morning he dressed in a grey tracksuit and trainers.

Aside - That morning (which was to change his life forever) he dressed in a tracksuit and trainers.

Extra detail - That morning he dressed in tracksuit (new, grey) and trainers.

An authorial intrusion – That morning he dressed in a tracksuit (he was as fit as a fiddle) and trainers.

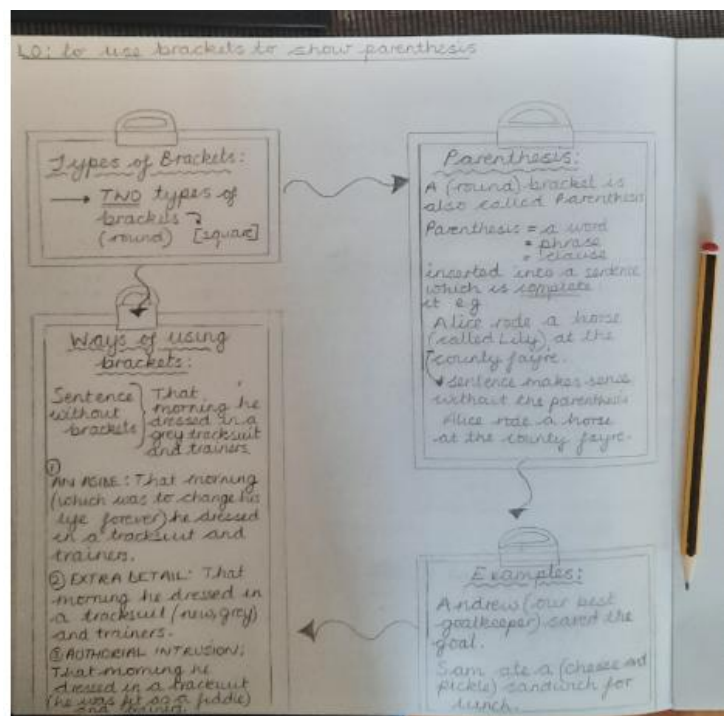
My journal page looks like this so far: LO: to use brackets to show parenthesis

Now, have a go at the quiet parenthesis sheet

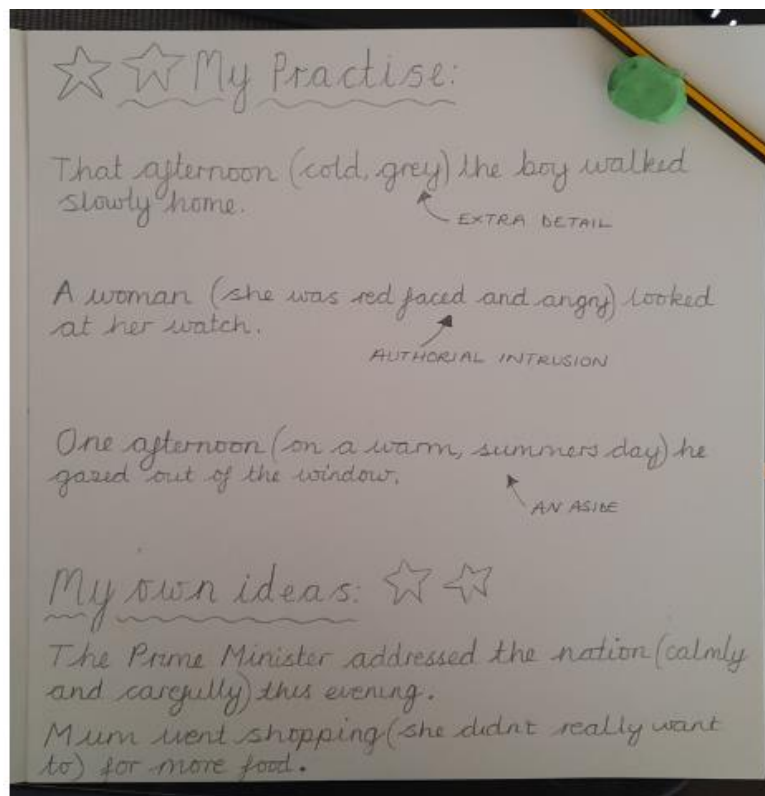
1* = easier practise (hardly any of the class)

2* = medium practise (most of the class)

3* = harder practise (a few of the class)



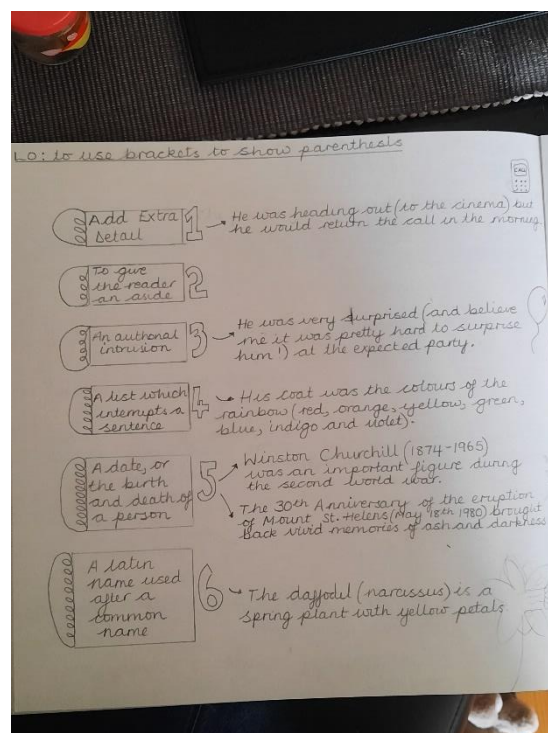
My Journal page looks like this – medium practise:



Task 2 – Read the information about other uses for brackets. Create a journal page which will help you remember this information.

Now, it's time for you to have a go. Use the Other Uses of Brackets activity sheet. Present your practise in your book. Here is my journal page:

It would look a lot better if it had been coloured in!



Task 3 – Your biggest challenge!

Now you know how to use brackets, your challenge is to use brackets in your written work this week...

- 1) Learning Journey – write about the heart using brackets
- 2) Learning Journey – use brackets when you write the conclusion to your science investigation
- 3) RE – use brackets when you write about your home and a Jewish person's home